











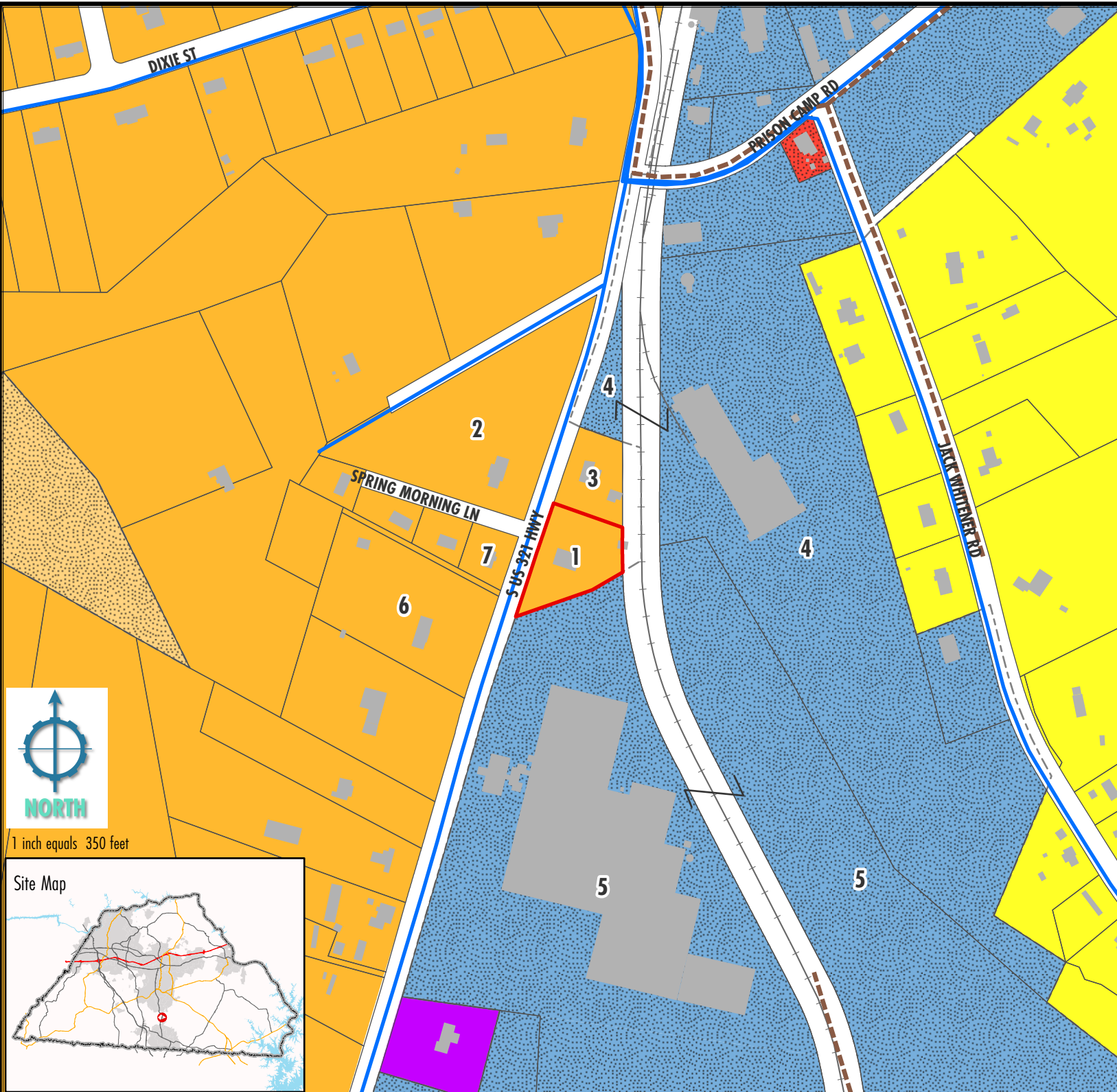


REZONING REQUEST



Applicant: Mitchell Sigmon
 (EPI Pools and Spas)
 Parcel Address: 2840 S US 321 HWY
 PIN: 364813149740
 Current Zoning: R-20
 Proposed Zoning: RC Rural Commercial
 Subject Parcel Size: 1.14 Acres

-  Subject Parcel
-  Structures
-  Parcels
-  Sewerlines
-  Waterlines
-  Railroad
- County Zoning
-  GI
-  R-20
-  R-40
- Maiden Zoning
-  R-20
-  C-2
-  M-1



1 inch equals 350 feet

